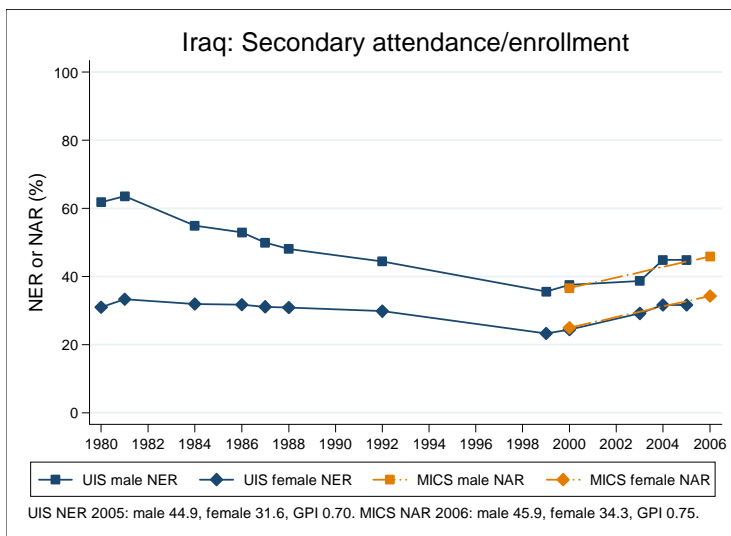
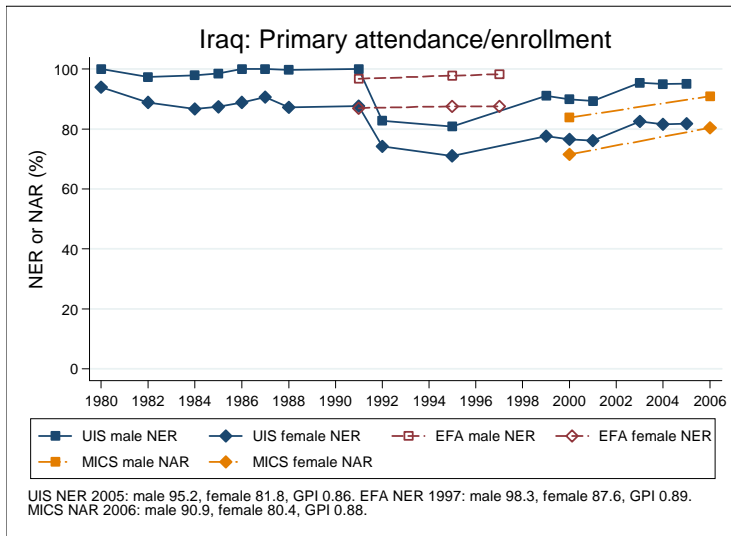
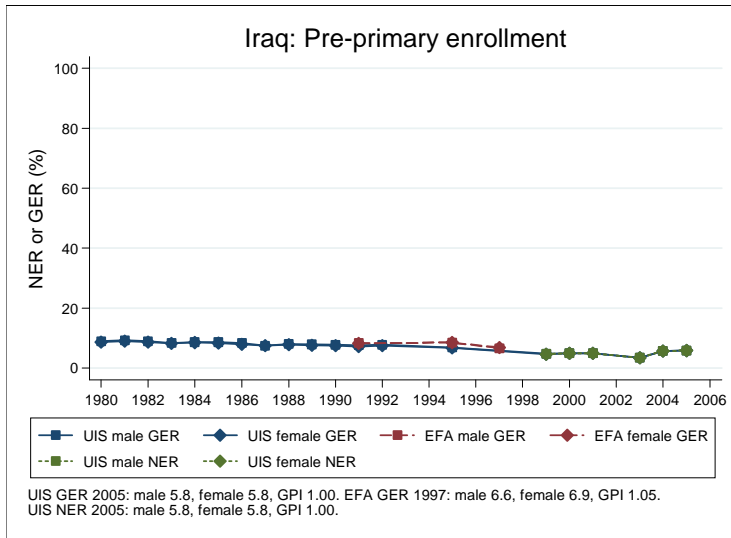
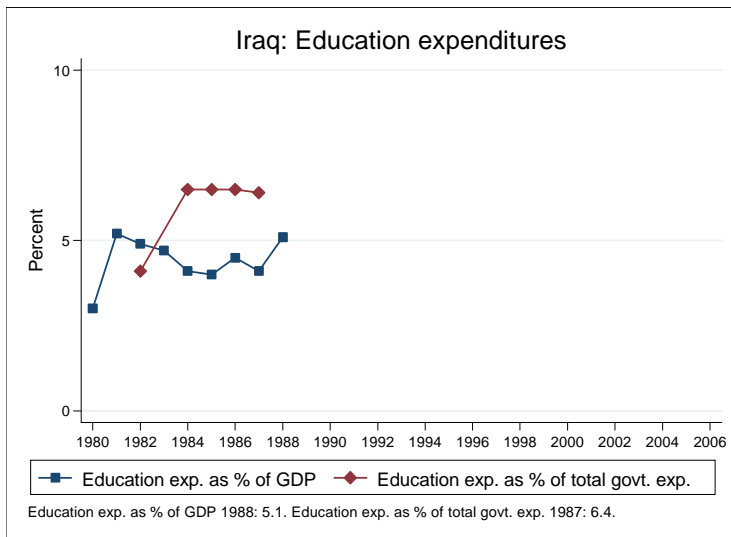
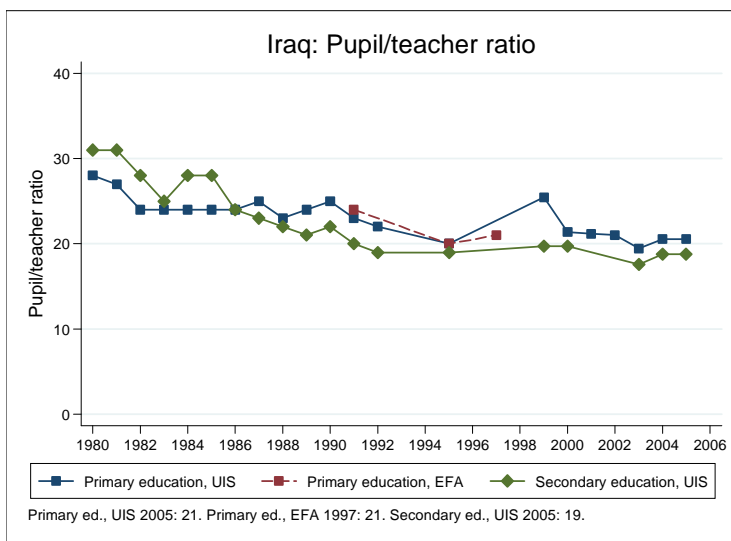
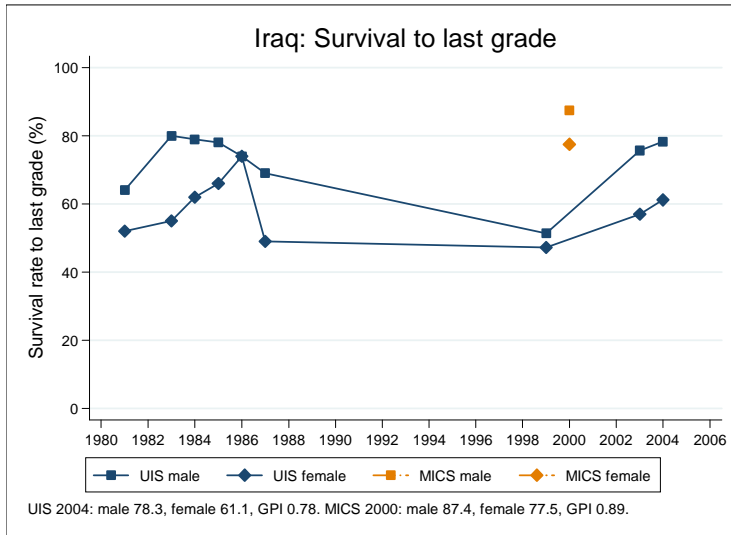


Education statistics: Iraq

UNICEF, Division of Policy and Practice, Statistics and Monitoring Section, www.childinfo.org, May 2008





Administrative data: UNESCO Institute for Statistics

Iraq

Population (1,000)	Total	Male	Female
Preschool age, 2006	1632	831	801
Primary school age, 2006	4535	2309	2226
Secondary school age, 2006	3953	2013	1940
Total population, all ages, 2007	28993	14656	14337
Official school age (years)	Entrance age	Graduation age	Duration
Preschool, 2005	4	5	2
Primary school, 2005	6	11	6
Secondary school, 2005	12	17	6
Compulsory education, 2005	6	11	6
Net enrolment ratio (%)	Total	Male	Female
Preschool NER, 2005	5.8	5.8	5.8
Primary school NER, 2005	88.6	95.2	81.8
Secondary school NER, 2005	38.4	44.9	31.6
Gross enrolment ratio (%)	Total	Male	Female
Preschool GER, 2005	5.8	5.8	5.8
Primary school GER, 2005	99.5	108.8	89.8
Secondary school GER, 2005	45.3	54.4	36.0
Entrance and transition (%)	Total	Male	Female
Primary net intake rate, 2005	83.1	86.5	79.5
Primary gross intake rate, 2005	107.8	110.9	104.5
Primary entrants with ECCE			
Transition rate primary-secondary, 2004	70.2	72.9	66.4
Repetition and completion	Total	Male	Female
Primary repetition rate (%), 2005	8.0	9.1	6.5
Secondary repetition rate (%), 2005	8.5	9.7	6.5
Survival rate to grade 5 (%), 2004	80.6	87.4	73.0
Survival rate to last primary grade (%), 2004	70.1	78.3	61.1
Primary completion rate (%), 2005	75.0	86.0	63.5
School life expectancy (years), 2005	8.8	10.0	7.6
Teaching staff	Pupil/teacher ratio	% trained teachers	% female teachers
Preschool, 2005	15.5	100.0	100.0
Primary school, 2005	20.5	100.0	72.2
Secondary school, 2005	18.8	100.0	58.3
Public expenditure per student as % of GDP per capita			
Primary school			
Secondary school			
Total public expenditure on education			
As % of GDP			
As % of total government expenditure			

Data sources:

Population: United Nations Population Division, *World Population Prospects: The 2006 Revision*, March 2007.

Education: UNESCO Institute for Statistics, Data Centre, <http://stats.uis.unesco.org/unesco/ReportFolders/ReportFolders.aspx>, January 2008.

Survey data: Iraq 2000 MICS

Iraq

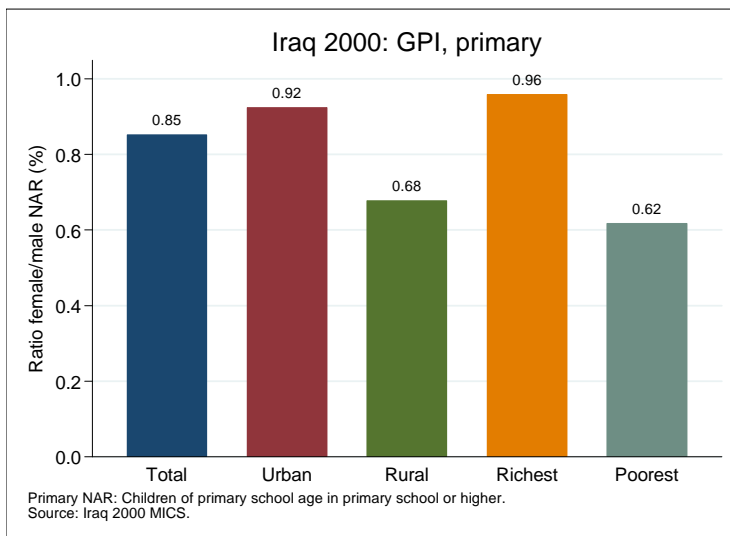
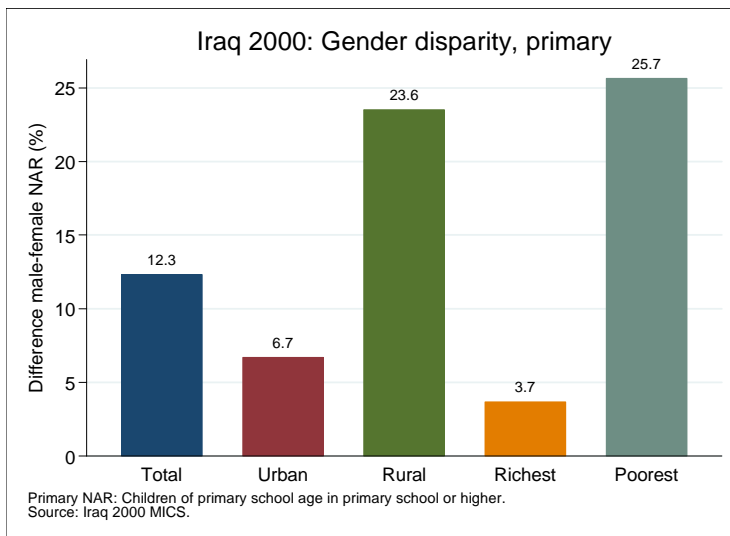
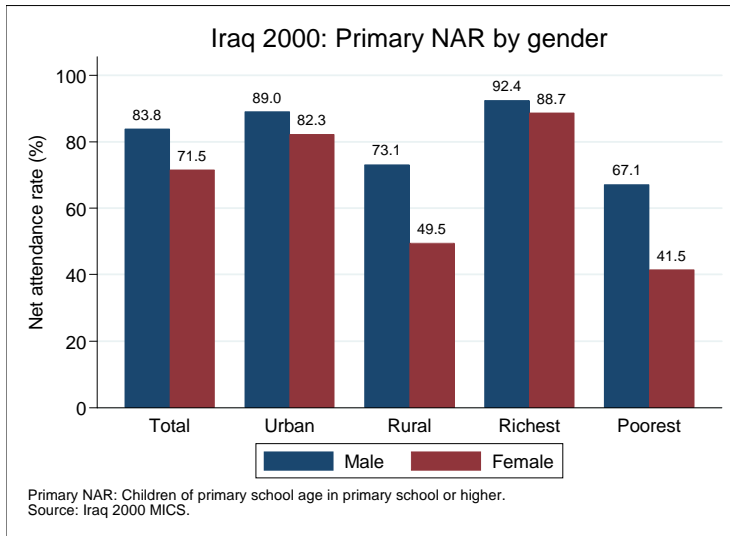
Net attendance rate (%)	Total	Male	Female	Urban	Rural	Richest	Poorest
Primary school NAR	77.8	83.8	71.5	85.8	61.6	90.6	54.6
Secondary school NAR	30.9	36.6	25.0	38.9	13.6	52.0	9.0
Gross attendance rate (%)	Total	Male	Female	Urban	Rural	Richest	Poorest
Primary school GAR	89.8	99.1	80.1	98.5	72.1	100.7	64.2
Secondary school GAR	33.0	38.4	27.3	41.6	14.4	56.5	9.5
Primary age in school (%)	Total	Male	Female	Urban	Rural	Richest	Poorest
Primary school	76.3	82.5	69.8	83.8	61.0	87.5	54.3
Secondary school	1.5	1.3	1.7	1.9	0.5	3.1	0.3
Preschool	0.4	0.6	0.2	0.4	0.5	0.6	0.5
Non-formal education	0.0	0.0	0.0	0.0	0.0	0.0	0.0
Secondary age in school (%)	Total	Male	Female	Urban	Rural	Richest	Poorest
Secondary school	30.9	36.6	25.0	38.9	13.6	52.0	9.0
Higher education							
Primary school	15.0	19.3	10.5	16.1	12.7	13.5	11.5
Preschool	0.0	0.1	0.0	0.0	0.0	0.1	0.0
Non-formal education	0.1	0.1	0.1	0.1	0.0	0.1	0.0
Entrance and transition (%)	Total	Male	Female	Urban	Rural	Richest	Poorest
Primary net intake rate	50.4	52.5	48.1	55.7	40.3	53.4	34.8
Primary gross intake rate	91.6	95.9	87.0	95.3	84.6	86.7	77.2
Primary entrants with ECCE	3.5	2.7	4.5	4.6	1.3	9.6	0.5
Transition rate prim.-sec.	85.5	88.9	80.7	89.4	70.3	95.9	63.1
Repetition and completion (%)	Total	Male	Female	Urban	Rural	Richest	Poorest
Primary repetition rate	7.5	8.5	6.2	7.1	8.7	3.9	8.0
Primary dropout rate	3.8	2.5	5.4	3.2	5.4	1.5	5.7
Secondary repetition rate	12.8	14.2	10.8	12.7	13.4	8.8	9.3
Secondary dropout rate	3.2	2.5	4.2	3.1	3.8	2.5	4.8
Survival rate to grade 5	88.3	92.2	83.6	89.8	83.5	96.9	81.7
Survival rate to last prim. grade	82.9	87.4	77.5	84.6	77.3	92.8	75.6

Primary school NAR: children of primary school age in primary school or higher.

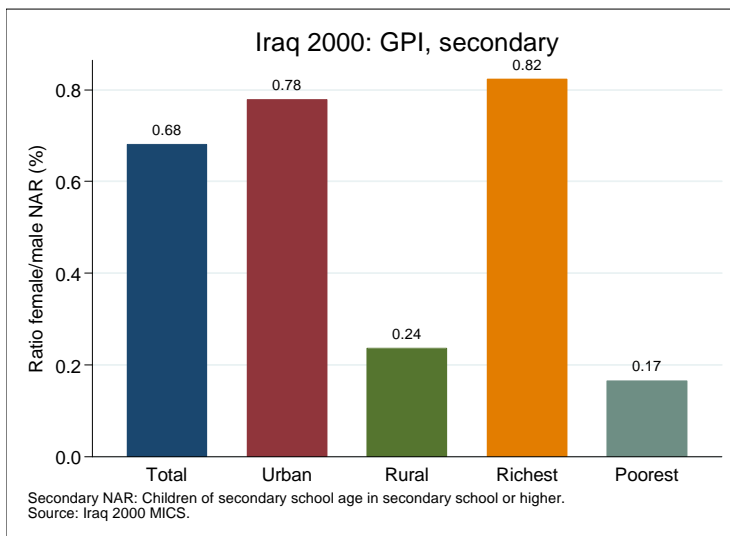
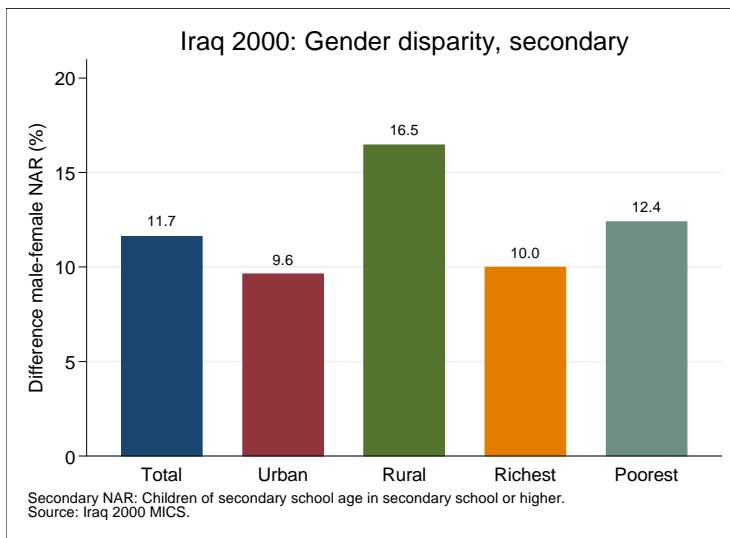
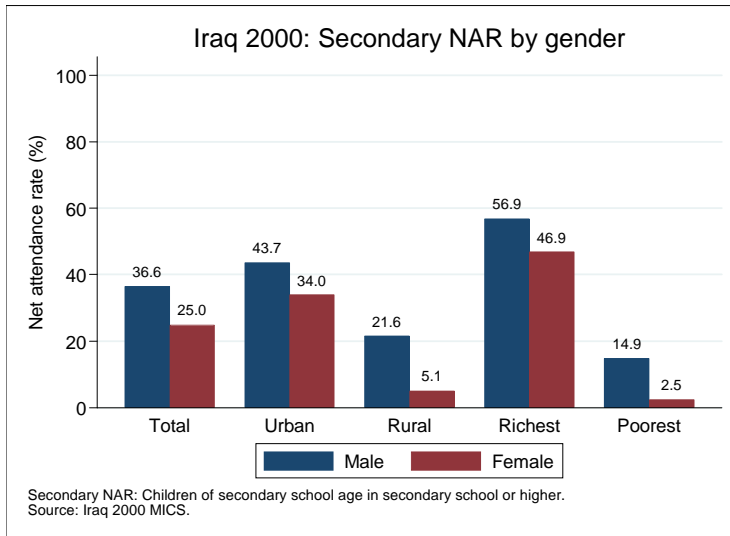
Secondary school NAR: children of secondary school age in secondary school or higher.

Data source: Iraq 2000 MICS.

Gender disparity in primary school (survey data)



Gender disparity in secondary school (survey data)



Projections to 2015

